


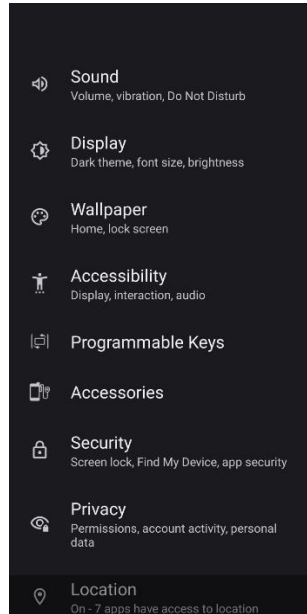
Epic Quick Start Guide for Zello



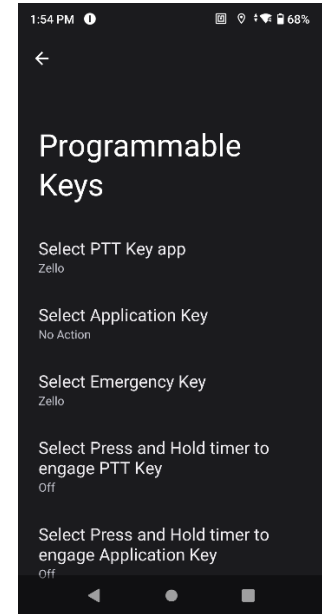
For the most up-to-date app settings and configurations, check zello.com/support.



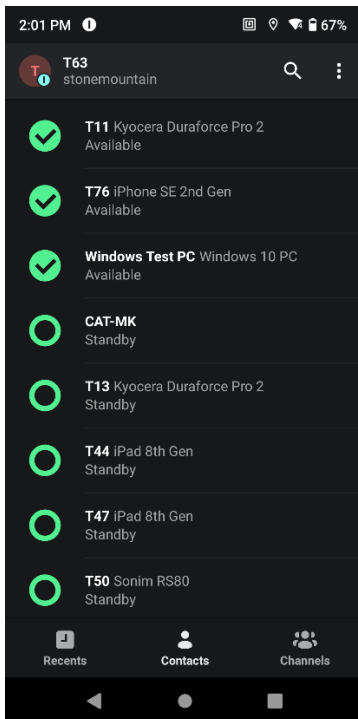
1. Connect your **Epic** speaker-microphone (SM) to your Sonim device by aligning the tabs on the connector with the guide holes on the device. Tighten the thumb screw on the connector to ensure a tight connection.



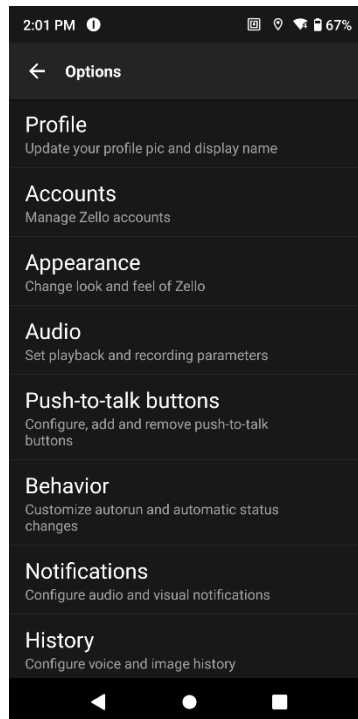
2. Open the **Settings** app on your Sonim device and select **Programmable Keys**.



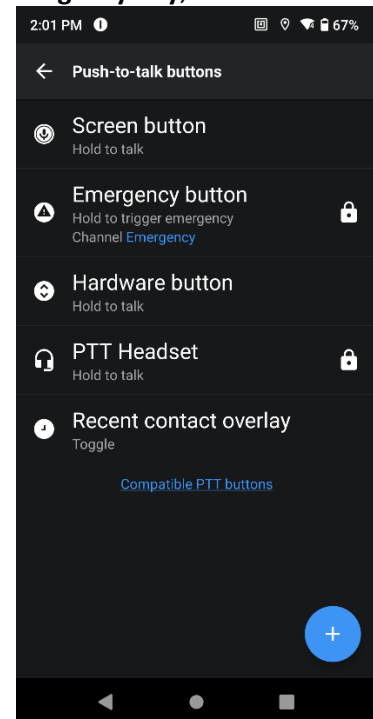
3. Select **Select PTT Key app**, then select **Zello**.
Zello for Work Users: Select **Select Emergency Key**, then select **Zello**.



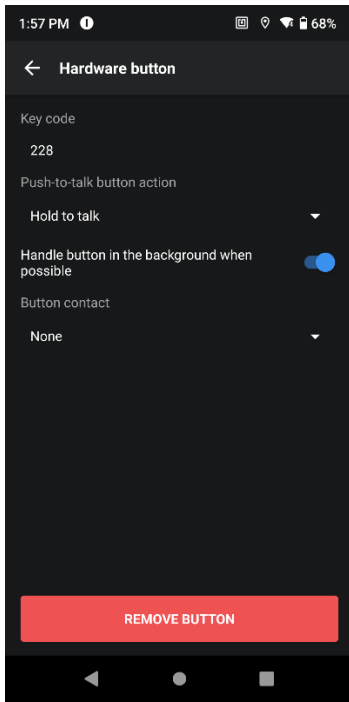
4. Launch **Zello** and tap the 3 dots in the upper-right corner.



5. Select **Push-to-talk buttons**.



6. Select **Hardware button**.



7. Ensure **Push-to-talk button action** is set to **Hold to talk**, and enable **Handle button in the background when possible**.

Innovation... Quality... Passion

Designed, Assembled, Tested and Supported with Pride in the USA, at Stone Mountain we strive to provide our customers with innovative products of the highest quality, reliability and value. We welcome and appreciate your input - Feel free to contact us.

Stone Mountain, Ltd.
1597 Eagle Point Road
Huddleston, VA 24104

31Mar25

Customer Support: 540.297.6434

www.stonemountainltd.com